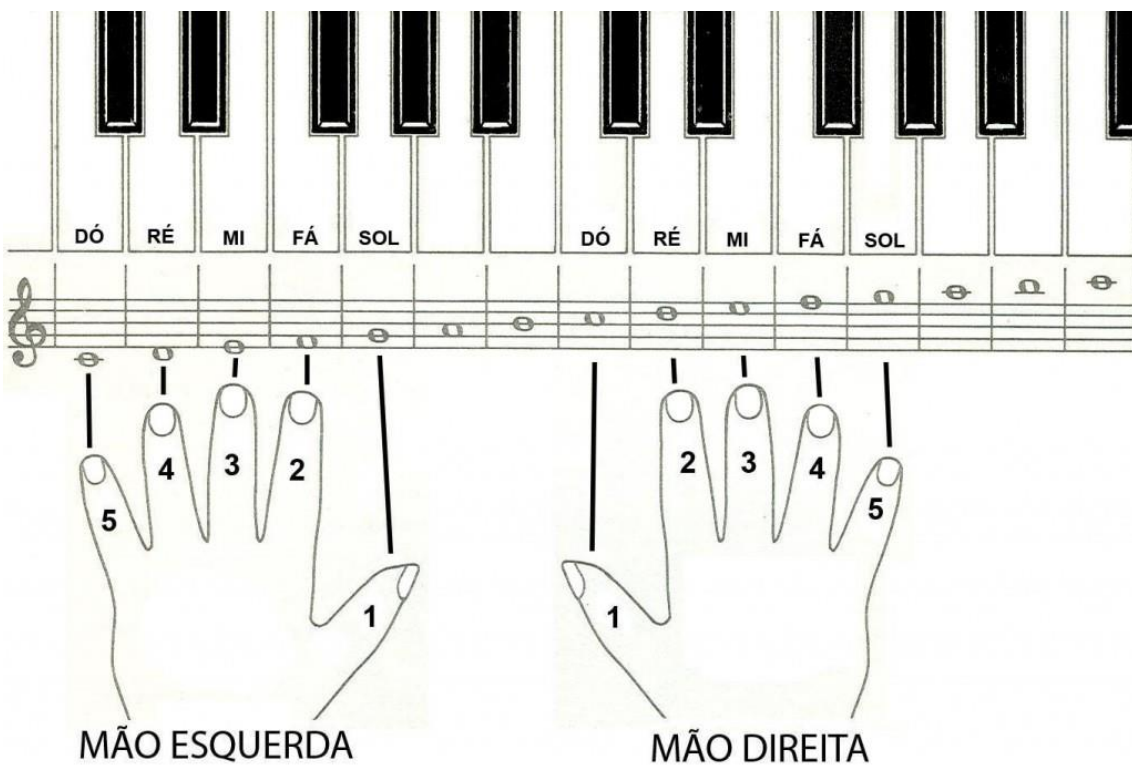


Pratica Instrumental - Piano

1)- Conhecimento do instrumento.



2)- Clave musical (Sol e Fá)



3)- Escalas musicais

a) Pentatônica

ESCALAS PENTATONICAS

PENTATONICA MAYOR



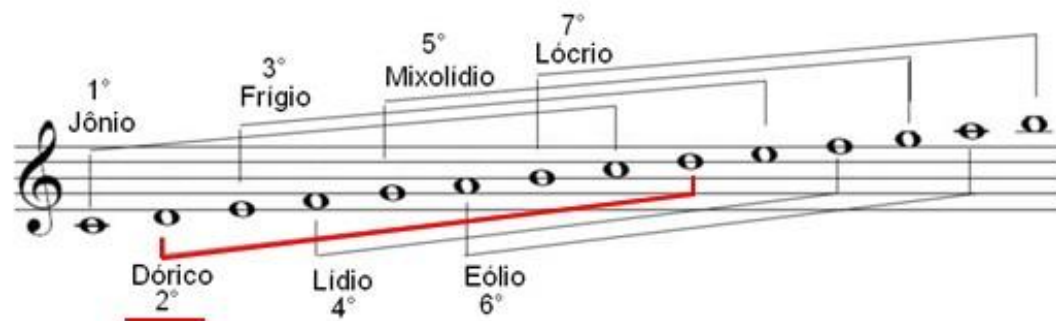
Musical notation for the Major Pentatonic scale. The left staff shows the scale in C major with fingerings 1, 2, 3, 5, 6, 1'. The right staff shows the C6 chord.

PENTATONICA MENOR



Musical notation for the Minor Pentatonic scale. The left staff shows the scale in C minor with fingerings 1, $\flat 3$, 4, 5, $\flat 7$, 1'. The right staff shows the Cm7($\flat 9$) chord.

b)-Escala Gregas



Musical notation for the Greek scales. The staff shows the scale in C major with modes labeled: 1° Jônio, 2° Dórico, 3° Frigio, 4° Lidio, 5° Mixolidio, 6° Eólio, 7° Lócrio.

c)- Escalas diatônicas

mano derecha | M.D.
mano izquierda | M.I.

DO RE MI FA SOL LA SI DO RE MI FA SOL LA SI DO
central

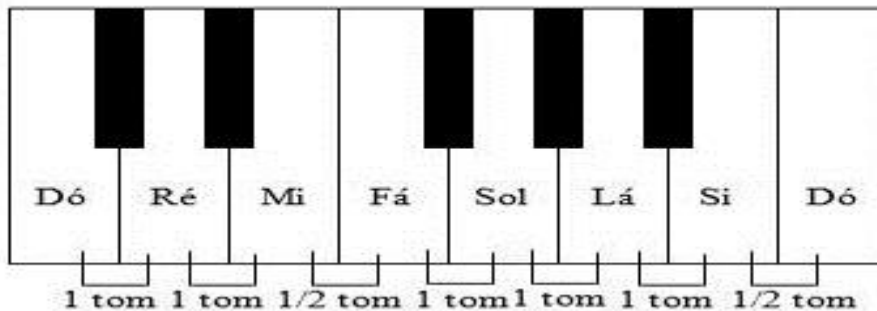
d)- Escalas Cromática

do# reb 3
re# mib 3
fa# solb 3
sol# lab 3
la# sib 3
do# reb 3
re# mib 3

do 1 re 1 mi 1 fa 2 sol 1 la 1 si 1 do 2 re 1

4)- Intervalos

a) Tons e semitons



b) Melódicos e harmônicos

A diagram illustrating melodic and harmonic intervals. It shows a treble clef staff with two notes, 'mi' (purple dot) and 'sol' (green dot), on the first line. Below the staff, it says 'é tocada uma nota de cada vez' (one note is played at a time) and 'INTERVALO MELÓDICO' (melodic interval). To the right, the same two notes are shown stacked vertically, with 'sol' above 'mi'. Below this, it says 'as duas notas são tocadas ao mesmo tempo' (the two notes are played at the same time) and 'INTERVALO HARMÔNICO' (harmonic interval).

c)- Segunda, terça, quarta, quinta, sexta, sétimo, oitavo, etc.

Two musical staves illustrating intervals. The top staff, titled 'Intervalos', shows a sequence of notes starting from 'e' (mi) on the first line, with intervals labeled 2^a, 3^a, 4^a, 5^a, 6^a, and 7^a. The bottom staff shows a sequence of intervals from Uníssonos to Décima, numbered 1 to 10. The notes are: Uníssonos (1), Segunda (2), Terça (3), Quarta (4), Quinta (5), Sexta (6), Sétimo (7), Oitavo (8), Nona (9), and Décima (10).

d)- Maior, menor, justo, aumentado e diminuto.

Diagram illustrating intervals on a treble clef staff:

- SEGUNDA MENOR
- SEGUNDA MAIOR
- TERÇA MENOR
- TERÇA MAIOR
- QUARTA JUSTA
- QUARTA AUMENTADA
- QUINTA DIMINUTA
- QUINTA JUSTA
- QUINTA AUMENTADA
- SEXTA MENOR
- SEXTA MAIOR
- SÉTIMA MENOR
- SÉTIMA MAIOR
- OCTAVA JUSTA
- NONA MENOR
- NONA MAIOR
- NONA AUMENTADA
- DÉCIMA MENOR
- DÉCIMA PRIMEIRA JUSTA
- DÉCIMA PRIMEIRA AUMENTADA
- DÉCIMA TERCEIRA MENOR
- DÉCIMA TERCEIRA MAIOR







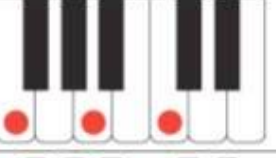
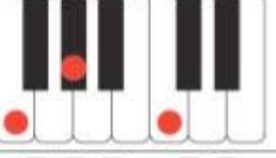




5) Harpejos



6) Acordes

Diagram illustrating various chords on a piano keyboard:

- C
- Cm
- C9
- C2
- Cm7
- C7+
- C°
- C6
- C9-
- Csus
- C4
- C5-
- C5+
- C9+
- Csus9-
- Csus9
- Csus7
- C13
- C13-
- C13+

| | | | |
|-----------------------------------|-------------------------------------------------------------------------------------|------------------------------------|---------------------------------------------------------------------------------------|
| C major aka C or Cma |  | C minor aka C- or Cmi |  |
| D major |  | D minor |  |
| E major |  | E minor |  |
| F major |  | F minor |  |
| G major |  | G minor |  |
| A major |  | A minor |  |

FastPianoLessons.com

 **Practice Goals:**

- Play all 12 chords in 30 seconds in your RIGHT hand.
- Play all 12 chords in 30 seconds in your LEFT hand.
- Memorize all 12 chords!